

## Sending SMS with Arduino TC35 GSM Module

Set the connection as shown below



Arduino TC35 GSM

Pin 8 txPin

Pin 9 rxPin

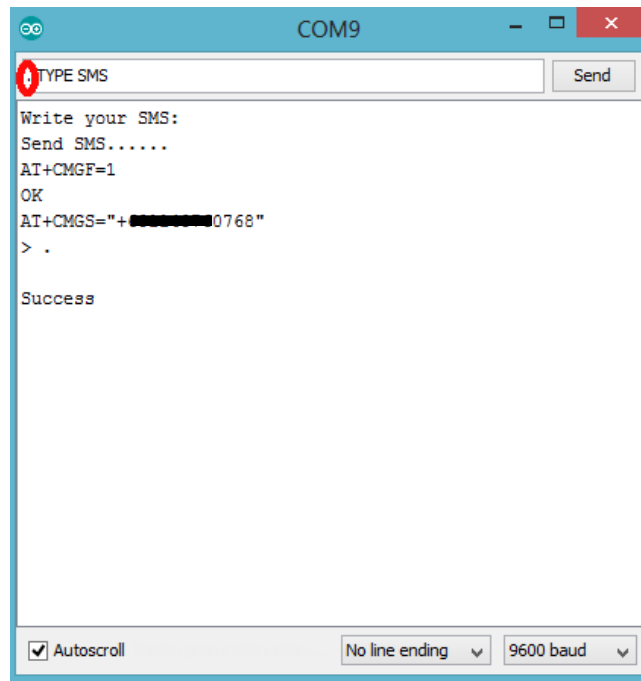
5v Vcc

GND GND

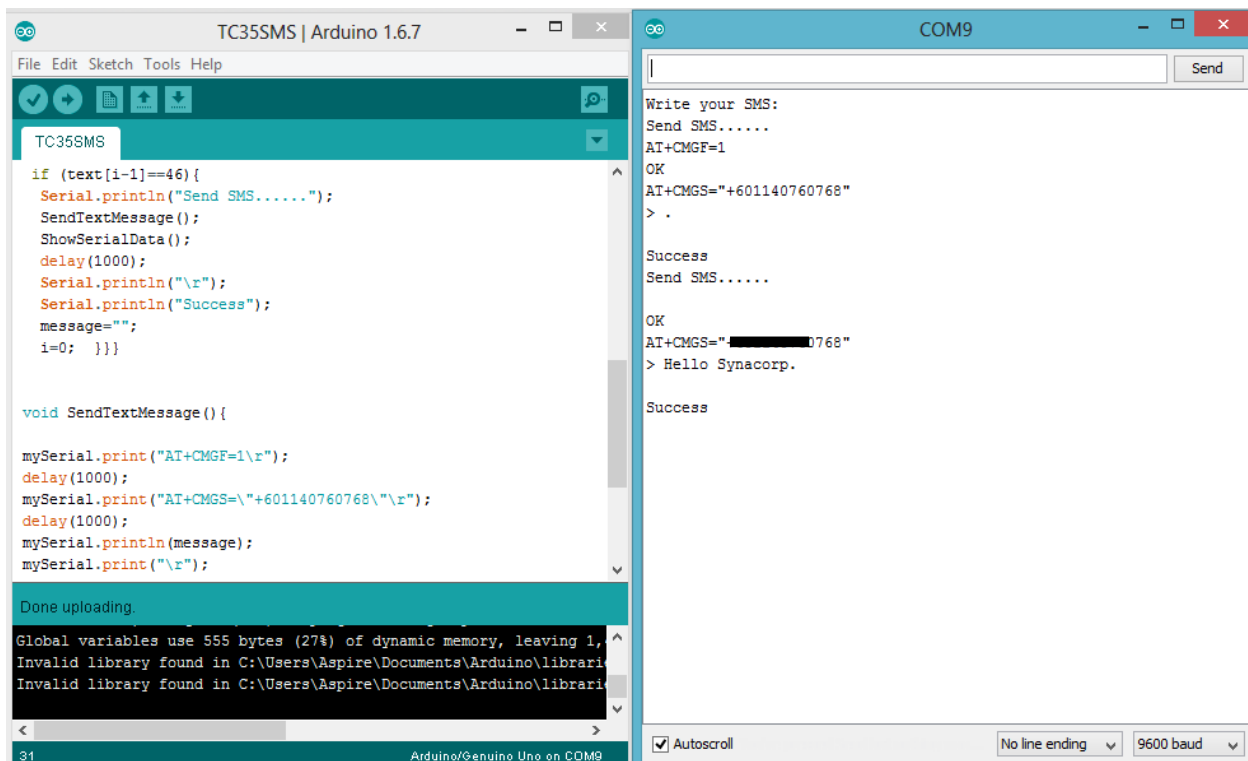


Next, insert Simcard in the TC35 GSM module then connect USB to computer. Led will light up showing that the TC35 GSM module is ready to use. Then upload the sketch provided into arduino.ide.

Serial monitor will display an output:



Please ensure that to enter “.” as shown in red circle before type any message. If the message are successfully delivered, serial monitor will displayed “Success”





## SYNACORP TRADING & SERVICES

No.9, 1st Floor, Lrg 1/SS2, Bandar Tasek Mutiara, 14120 Simpang Ampat, S.Prai (S), Penang

Tel : +604.504.1617 Hunting Line : 012.4033.474 Fax : +604.502.1726

(Website) <http://www.synacorp.my> (Email) [sales@synacorp.com.my](mailto:sales@synacorp.com.my)

Check your phone and the message was successfully delivered

